5. SCHEMATIC DIAGRAM 5-1. RF, IF & Control Section

*Design and specifications subject to change without notice for improvement.
*La présention et les spécifications sont susceptibles d'être modifiées sans préavis par suites d'améliorations éventuelles.
*Änderungen, die dem technischen Fortschritt dienen, bleiben vorbehalten.

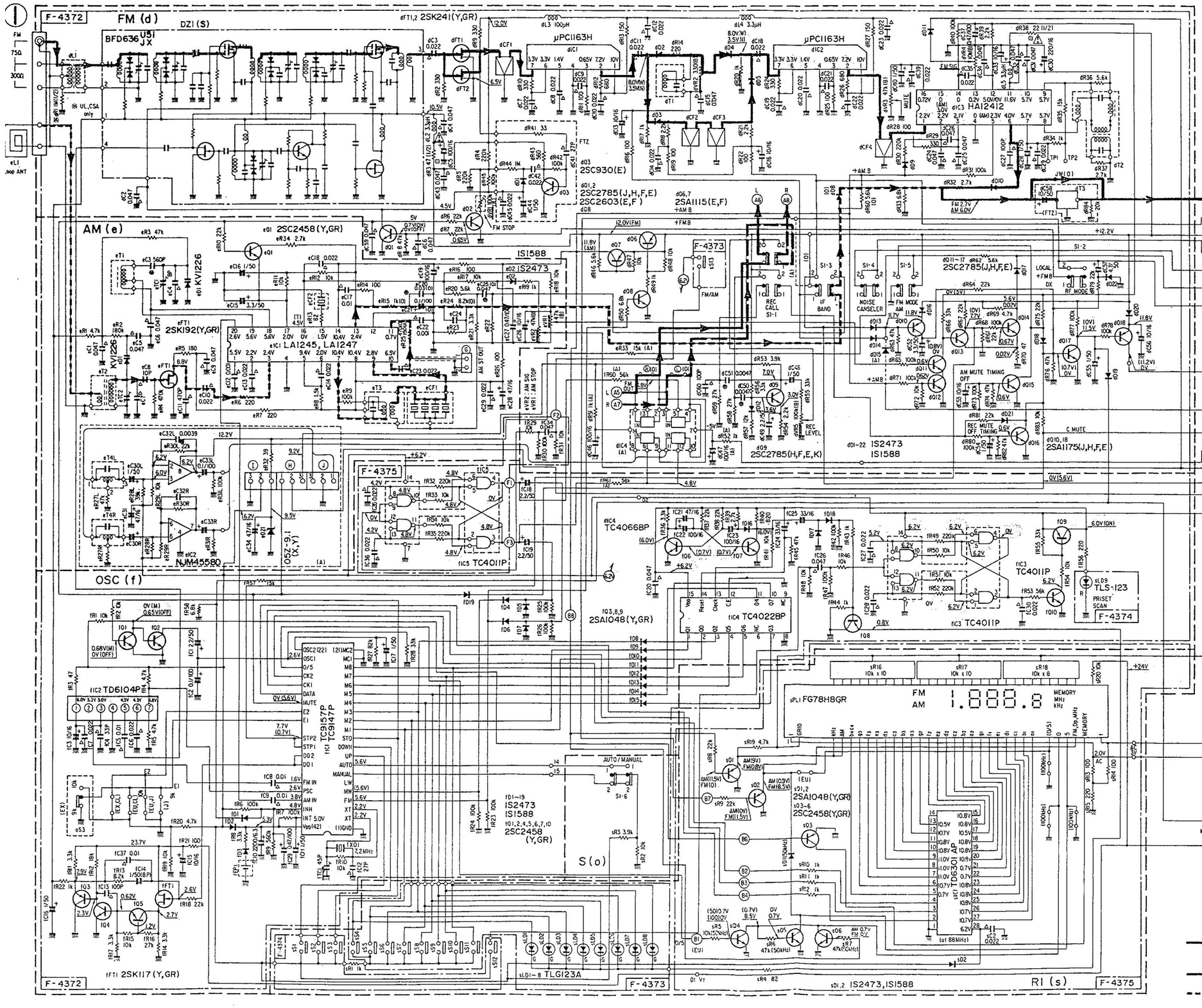

SYMBOL OF FUNCTION
(d) FM
(e) AM
(f) OSC CONTROL
(o) SELECTOR
(s) RF INDICATOR

SWITCHES

S1-1 : REC CALL	1. OFF	
	2. ON	
S1-2 : RF MODE	1. OFF	
	2. ON	
S1-3 : IF BAND	1. WIDE	
	2. NARROW	
S1-4 : NOISE CANSELER	1. OFF	
	2. ON	
S1-5 : FM MODE	1. STEREO/MUTE ON	
	2. MONO/MUTE OFF	
S1-6 : TUNING	1. AUTO	
	2. MANUAL	
S51 : UP	TUNING	
S52 : DOWN	TUNING	
S53 : MEMORY		
S54~11 : STATION 1~8		
S512 : PRESET SCAN		

CAPACITORS
△ Ceramic
⊗ Polystyrene
● Film (Mylar)
B.P Bi-Polar Electrolytic
Are in μF, Unless otherwise Noted. P: pF

RESISTORS
⊡ Non-Inflammable Type

Are in ohms, 1/4 Watts, ± 5% Tolerance
Unless otherwise Noted. k: kΩ, M: MΩ

Each D.C. Voltage shows the nominal Value in Volts at no input signal

The Voltage parenthesized indicates the Voltage in Stereo Signal reception

(O) : TU-S77X, TU-S607G
(A) : TU-S77MX

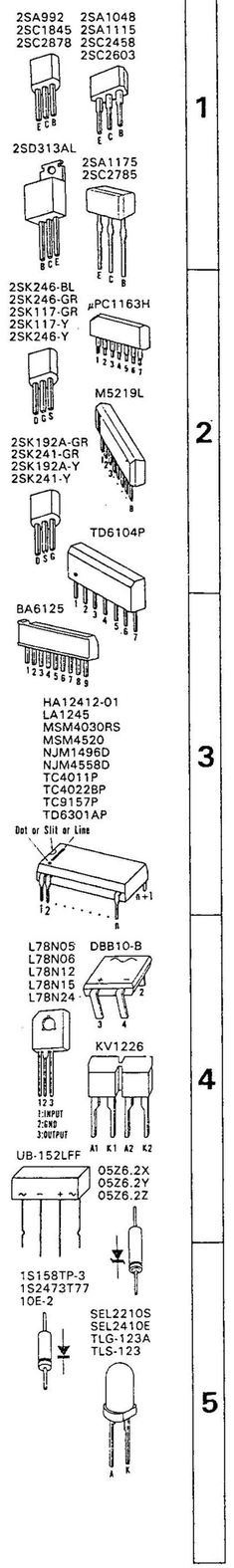

FM Line & L-ch Signal Line
R-ch Signal Line
AM Line

5-2. MPX Section

*Design and specifications subject to change without notice for improvement.
*La présention et les spécifications sont susceptibles d'être modifiées sans préavis par suites d'améliorations éventuelles.
*Änderungen, die dem technischen Fortschritt dienen, bleiben vorbehalten.

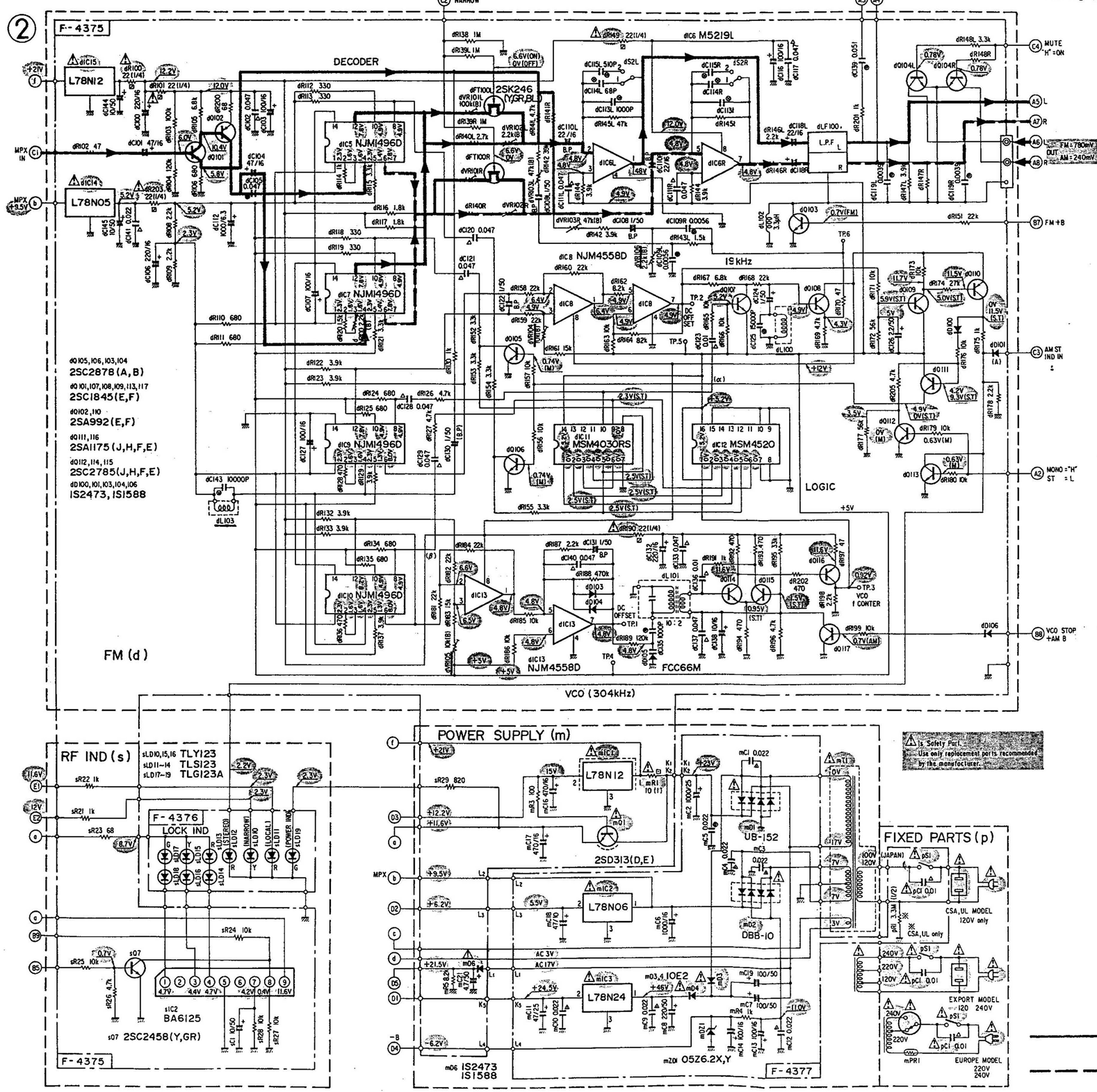

SWITCH & Adjust

dS2(L,R)	FM de-enfacess	1. 50μs 2. 75μs
pS1	POWER SW	ON, OFF
dVR100	Birdy Beat CANCEL Adjust	
dVR101L,R	NARROW, SEPA Adjust	
dVR102L,R	WIDE, SEPA Adjust	
dVR103L,R	19kHz Pilot CANCEL Adjust	
dVR106		
dVR104	19kHz DC Amp DC OFFSET Adjust	
dVR105	VCO L-P Amp DC OFFSET Adjust	

CAPACITORS

Are in μF, Unless otherwise Noted. P: pF
▲ Barrier Layer
△ Ceramic
⊕ Polystyrene
● Film (Mylar)
● Metalized Paper
B.P Bi-Poler Electrolytic

RESISTORS

Are in ohms, 1/4 Watts, ± 5% Tolerance
Unless otherwise Noted. k: kΩ, M: MΩ

⊠ Fusing type
⊡ Non-inflammable type

Each DC Voltage shows the nominal Value in Volts at no input signal

The voltage parenthesized indicates the voltage is stereo signal reception
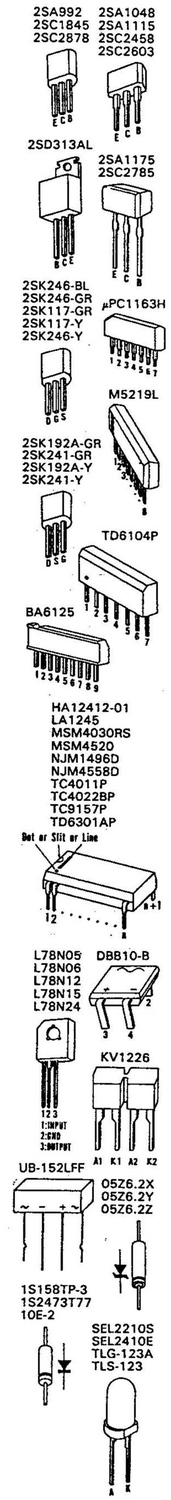
(O): TU-S77X, TU-S607G
(A): TU-S77AMX